GENERAL NOTES

1. All work embodied on these plans shall be done in conformity with applicable provisions of Specifications No 2321.
2. All vitrified clay pipe house connections shall be constructed on an upward grade of Two Percent from the main sewer and shall extend from the main sewer to the property line.
3. 6"x4" wyes with 4" connecting sewer to be constructed as shown in plan thus: 6"
4. All house connections are approximate and exact locations shall be determined in the field.
5. Standard manhole types as per City of San Bernardino Department of Engineering Standard drawing No. 2321.
6. No more than 1,500 lineal feet of trench shall be open at any time. Open trench shall be considered as that portion of trench that has not been backfilled, compacted and paved with a temporary patch if in a paved street area.
7. Bench Mark: El. 1212.35 M.S.L. ☐ in top of the East Curb Line of Muscott Street at 19TH Street.
8. 8"x6" wyes with 6" connecting sewer to be constructed as shown in plan thus: 6"

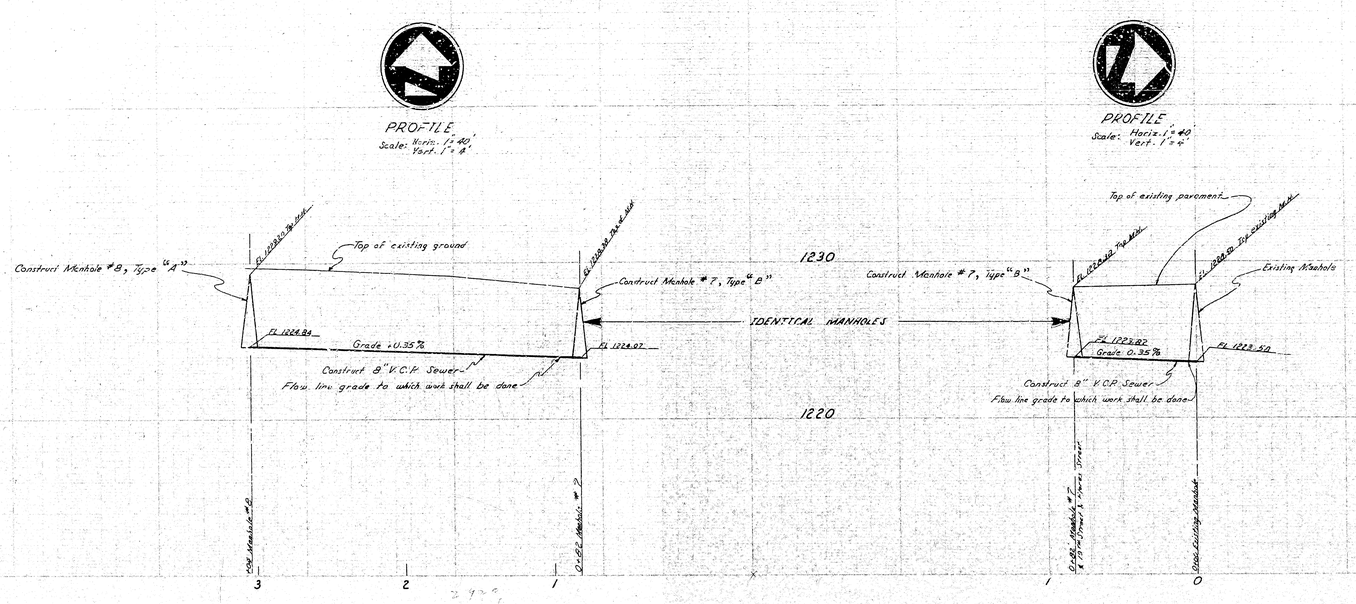

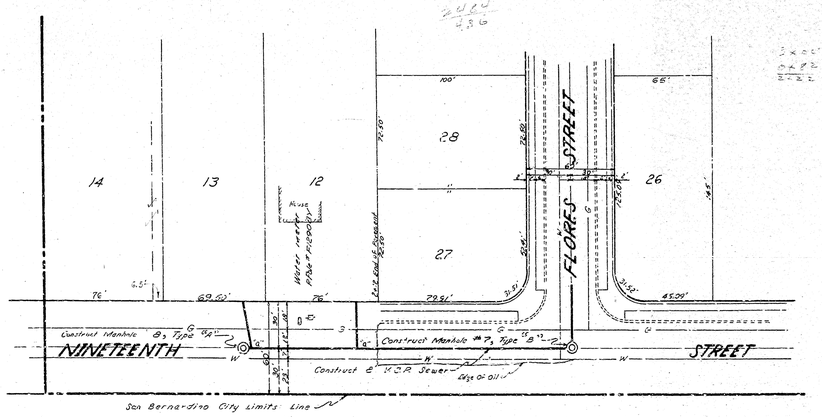

PLAN
Scale: 1" = 40'

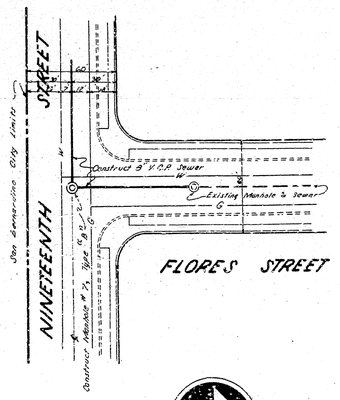

PLAN
Scale 1" = 40'

Plan No 2604
Sheet 3 OF 3 Sheets

GENERAL NOTES

1. All work embodied on these plans shall be done in conformity with applicable provisions of Specifications No 2321.
2. All vitrified clay pipe house connections shall be constructed on an upward grade of Two Percent from the main sewer and shall extend from the main sewer to the property line.
3. 6"x4" wyes with 4" connecting sewer to be constructed as shown in plan thus: 6"
4. All house connections are approximate and exact locations shall be determined in the field.
5. Standard manhole types as per City of San Bernardino Department of Engineering Standard drawing No. 2321.
6. No more than 1,500 lineal feet of trench shall be open at any time. Open trench shall be considered as that portion of trench that has not been backfilled, compacted and paved with a temporary patch if in a paved street area.
7. Bench Mark: El. 1212.35 M.S.L. ☐ in top of the East Curb Line of Muscott Street at 19TH Street.
8. 8"x6" wyes with 6" connecting sewer to be constructed as shown in plan thus: 6"

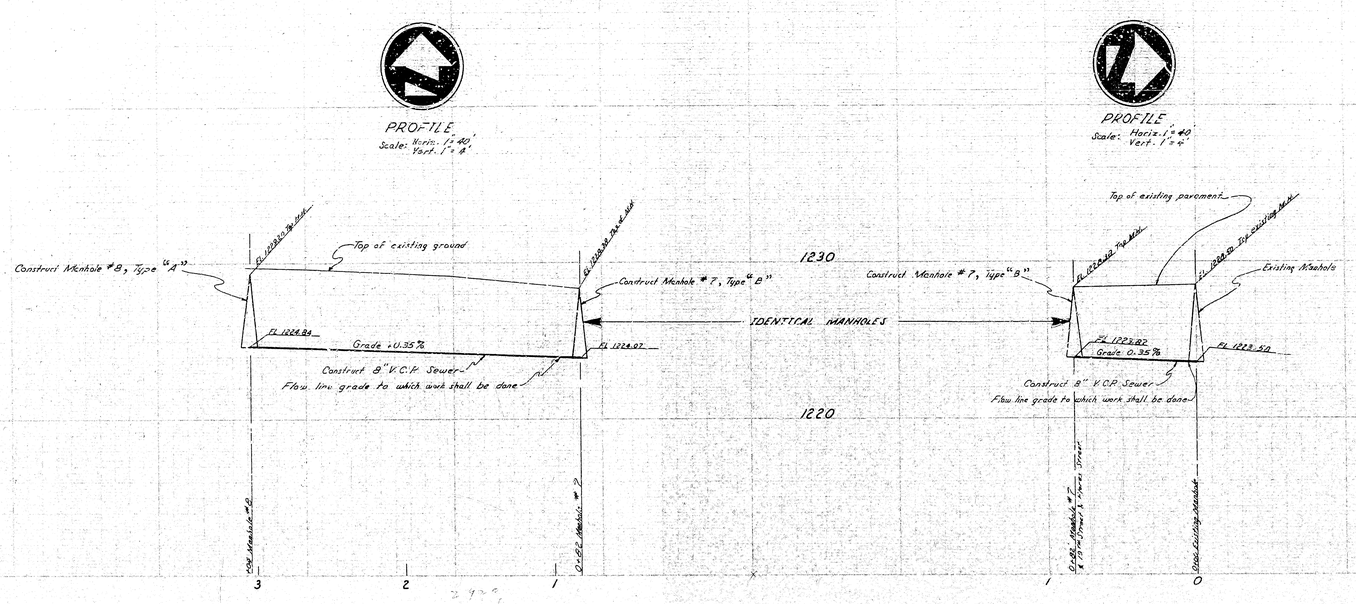

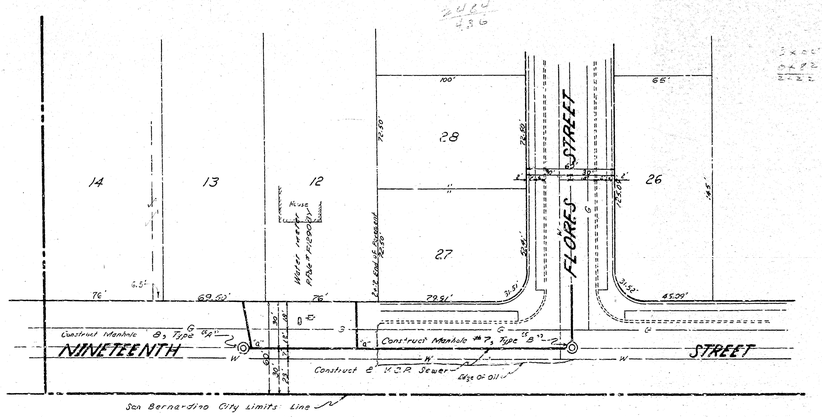

PLAN
Scale: 1" = 40'

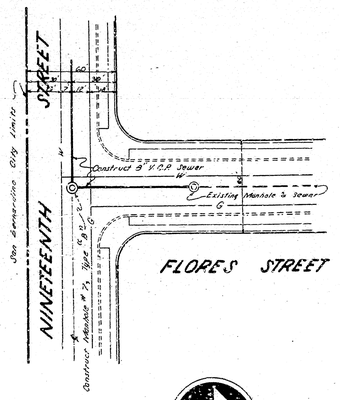

PLAN
Scale 1" = 40'

Plan No 2604
Sheet 3 OF 3 Sheets